

# 2022-23 Texas Academic Performance Report (TAPR)

District Name: GALENA PARK ISD

Campus Name: NORMANDY CROSSING EL

Campus Number: 101910114

This page is intentionally blank.



Texas Education Agency  
2022-23 STAAR Performance (TAPR)  
NORMANDY CROSSING EL (101910114) - GALENA PARK ISD - HARRIS COUNTY

School Year	State	District	Campus															
----------------	-------	----------	--------	--	--	--	--	--	--	--	--	--	--	--	--	--	--	--



Texas Education Agency  
2022-23 STAAR Performance (TAPR)  
NORMANDY CROSSING EL (101910114) - GALENA PARK ISD - HARRIS COUNTY

School Year	State	District	Campus																	
-------------	-------	----------	--------	--	--	--	--	--	--	--	--	--	--	--	--	--	--	--	--	--



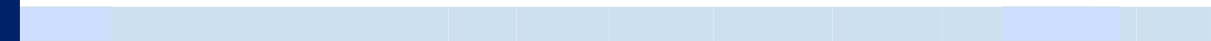

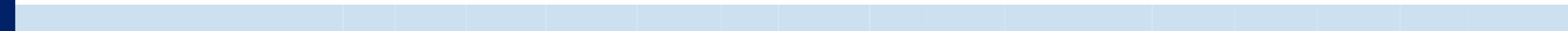
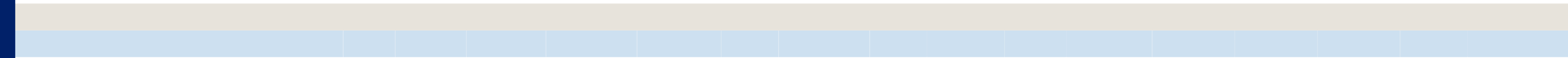
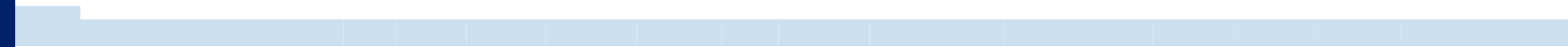






Texas Education Agency  
 2022-23 Bilingual Education/English as a Second Language (Current EB Students/EL) (TAPR)  
 NORMANDY CROSSING EL (101910114) - GALENA PARK ISD - HARRIS COUNTY

	School Year	State	District	Campus	Total Bilingual Education	BE-Trans Early Exit	BE-Trans Late Exit	BE-Dual Two-Way	BE-Dual One-Way	ALP								
--	-------------	-------	----------	--------	---------------------------	---------------------	--------------------	-----------------	-----------------	-----	--	--	--	--	--	--	--	--








**Texas Education Agency**  
**2022-23 Attendance, Graduation, and Dropout Rates (TAPR)**  
 NORMANDY CROSSING EL (101910114) - GALENA PARK ISD - HARRIS COUNTY

	State	District	Campus	African American	Hispanic	White	American Indian	Asian	Pacific Islander	Two or More Races	Special Ed	Econ Disadv	EB/EL
<b>Attendance Rate</b>													
2021-22	92.2%	93.0%	94.1%	93.9%	94.4%	88.1%	-	*	*	94.4%	91.9%	93.9%	95.0%
2020-21	95.0%	96.7%	96.7%	95.7%	97.3%	96.9%	-	*	-	97.4%	95.4%	96.6%	97.4%
<b>Chronic Absenteeism</b>													
2021-22	25.7%	21.7%	19.2%	22.8%	15.9%	26.7%	-	40.0%	*	25.0%	32.0%	19.4%	12.6%
2020-21	15.0%	9.5%	10.5%	15.6%	7.5%	10.0%	-	0.0%	-	14.3%	12.7%	11.2%	5.1%
<b>Annual Dropout Rate (Gr 7-8)</b>													
2021-22	0.7%	1.0%	-	-	-	-	-	-	-	-	-	-	-
2020-21	0.9%	0.5%	-	-	-	-	-	-	-	-	-	-	-
<b>Annual Dropout Rate (Gr 9-12)</b>													
2021-22	2.2%	2.7%	-	-	-	-	-	-	-	-	-	-	-
2020-21	2.4%	2.4%	-	-	-	-	-	-	-	-	-	-	-
<b>4-Year Longitudinal Rate (Gr 9-12)</b>													
<b>Class of 2022</b>													
Graduated	89.7%	89.2%	-	-	-	-	-	-	-	-	-	-	-
Received TxCHSE	0.3%	0.1%	-	-	-	-	-	-	-	-	-	-	-
Continued HS	3.5%	2.6%	-	-	-	-	-	-	-	-	-	-	-
Dropped Out	6.4%	8.1%	-	-	-	-	-	-	-	-	-	-	-
Graduates and TxCHSE	90.0%	89.3%	-	-	-	-	-	-	-	-	-	-	-
Graduates, TxCHSE, and Continuers	93.6%	91.9%	-	-	-	-	-	-	-	-	-	-	-
<b>Class of 2021</b>													
Graduated	90.0%	94.0%	-	-	-	-	-	-	-	-	-	-	-
Received TxCHSE	0.3%	0.0%	-	-	-	-	-	-	-	-	-	-	-
Continued HS	3.9%	1.3%	-	-	-	-	-	-	-	-	-	-	-
Dropped Out	5.8%	4.7%	-	-	-	-	-	-	-	-	-	-	-
Graduates and TxCHSE	90.3%	94.0%	-	-	-	-	-	-	-	-	-	-	-
Graduates, TxCHSE, and Continuers	94.2%	95.3%	-	-	-	-	-	-	-	-	-	-	-
<b>5-Year Extended Longitudinal Rate (Gr 9-12)</b>													
<b>Class of 2021</b>													
Graduated	92.2%	94.8%	-	-	-	-	-	-	-	-	-	-	-
Received TxCHSE	0.4%	0.0%	-	-	-	-	-	-	-	-	-	-	-
Continued HS	1.0%	0.4%	-	-	-	-	-	-	-	-	-	-	-
Dropped Out	6.3%	4.8%	-	-	-	-	-	-	-	-	-	-	-
Graduates and TxCHSE	92.7%	94.8%	-	-	-	-	-	-	-	-	-	-	-













Texas Education Agency  
2022-23 Other Postsecondary Indicators (TAPR)  
NORMANDY CROSSING EL (101910114) - GALENA PARK ISD - HARRIS COUNTY

There is no data for this campus.





Texas Education Agency  
 2022-23 Student Information (TAPR)  
 NORMANDY CROSSING EL (101910114) - GALENA PARK ISD - HARRIS COUNTY

Student Information	--Non-Special Education Rates--			---Special Education Rates---		
	Campus	District	State	Campus	District	State
Retention Rates by Grade:						
Kindergarten	4.5%	2.8%	1.5%	16.7%	6.0%	4.5%
Grade 1	4.8%	7.3%	2.5%	0.0%	10.5%	3.6%
Grade 2	6.3%	5.6%	1.6%	0.0%	6.8%	2.0%
Grade 3	2.5%	2.7%	0.8%	0.0%	2.5%	0.9%
Grade 4	0.0%	1.6%	0.5%	0.0%	1.4%	0.5%
Grade 5	0.0%	0.5%	0.3%	0.0%	0.0%	0.4%
Grade 6	-	0.2%	0.3%	-	1.1%	0.4%
Grade 7	-	0.4%	0.4%	-	0.5%	0.5%
Grade 8	-	0.4%	0.4%	-	0.0%	0.5%
Grade 9	-	0.7%	8.7%	-	1.2%	12.6%

Class Size Averages by Grade and Subject  
 (Derived from teacher responsibility records):

Class Size Information	Campus	District	State
Elementary:			
Kindergarten	22.1	21.4	18.7
Grade 1	18.9	19.3	19.1
Grade 2	18.0	17.6	19.1
Grade 3	19.4	18.2	19.3
Grade 4	18.2	18.0	19.4
Grade 5	14.5	17.3	20.8
Grade 6	-	21.3	19.2
Secondary:			
English/Language Arts	-	15.5	16.2
Foreign Languages	-	21.6	18.8
Mathematics	-	17.1	17.5
Science	-	19.0	18.5
Social Studies	-	19.3	18.9

(R)  
SD - HARRIS COUNTY

Percent	District	State
100.0%	100.0%	100.0%
84.9%	60.0%	64.1%
66.0%	43.0%	48.7%
14.2%	12.7%	10.9%
4.7%	2.6%	3.3%
15.0%	9.0%	11.3%
n/a	21.0	4,258.0

54.0

4,258.0





Texas Education Agency  
2022-23 Staff Information (TAPR)  
NORMANDY CROSSING EL (101910114) - GALENA PARK ISD - HARRIS COUNTY

- Indicates there is no data for the item.
- \* Indicates results are masked due to small numbers.
- \*\* When only one student disability or assessment group is masked, then the second smallest student disability or assessment group is masked regardless of size.
- n/a Indicates data reporting is not applicable for this group.
- ? Indicates that the data for this item were statistically improbable or were reported outside a reasonable range.

Link to: [PEIMS Financial Standard Reports 2021-22 Financial Actual Report](#)

(To open link in a new window, press the "Ctrl" key and click on the link.)